

FARM WORK MADE EASY.

4055 KOMPAKT S ■ 4065 KOMPAKT S ■ 4075 KOMPAKT
4085 KOMPAKT ■ 4095 KOMPAKT ■ 4105 KOMPAKT ■ 4115 KOMPAKT



STEYR
TRAKTOREN

Your partner to rely on.



BECAUSE YOU NEED A TRACTOR THAT CAN PERFORM WHEN THE GOING GETS TOUGH.

CONTENTS

- 4–5 THE COMPACT SERIES**
- 8–9 CAB AND CONTROLS**
- 10–11 ENGINE**
- 12–13 TRANSMISSION AND PTO**
- 14–15 HYDRAULICS**
- 16–17 FRONT HITCH**
- 18–19 AXLES, BRAKES**
- 20–21 S-TECH**
- 22 MAINTENANCE**
- 23–25 TECHNICAL DATA**



AS MULTI-FACETED AS THE WORK YOU DO.

The Kompakt class from STEYR is revolutionising the cost-benefit calculation process. The models are light, manoeuvrable and flexible. Equipped with the proven technology of its larger brethren, these models are ideally suited to virtually all kinds of application. Engines with ratings of 58 to 114 hp and a superlative power-to-weight ratio guarantee optimum efficiency. The unique manoeuvrability of the Kompakt class makes it the perfect working implement for front-loader operations in animal sheds and around the farmyard. Whether involved in agriculture or forestry, commercial or municipal operations, with a Steyr Kompakt you have the most versatile vehicle with the greatest number of benefits on the market in exchange for modest investment and operating costs.

PERFECT WORKPLACE. The spacious 'Comfort' cab with a level cab floor is standard on all Kompakt tractors, and it provides excellent working conditions. The optimised ergonomic arrangement of control elements enables vehicle and hydraulic and PTO functions to be operated intuitively and safely. The greatly enhanced acoustic insulation reduces the noise level in the cab. The perfect all-round visibility on all sides guarantees that implements can be connected up safely, and facilitates accurate manoeuvring. The integral high-view window also provides a clear view of the front loader, even when it is fully raised.

GREAT PERFORMANCE. With an ideal power-to-weight ratio and the latest generation of robust engines with real pulling power, the Kompakt is ready to meet any challenge. The common-rail turbodiesel engines produce optimum power combined with enhanced fuel economy. Tried and tested transmission variants, optionally with creeper gears and Powershuttle, as well as with electrohydraulically engageable all-wheel drive, deliver power to the wheels in an efficient and carefully applied manner. This always leaves sufficient power for the PTO to complete every step of an operation rapidly.

ROBUST HYDRAULICS. With the powerful rear hitch and the power-efficient mechanical (MHR) or electronic hitch regulation (EHR), the Kompakt can carry loads of up to 3,700 kg while the Kompakt S can handle up to 2,00 kg.



A TRUE ALL-ROUNDER.

360°

Superlative 360° all-round visibility



Ergonomic operation using the Multicontroller.



Air conditioning unit and heating with improved ventilation system.



Powerful headlight system

III ECOTECH
MEHR LEISTUNG. WENIGER DIESEL.

ECOTECH for more power and less diesel consumption.



The very latest 4-cylinder Common Rail Turbodiesel Intercooler engines with 58 to 114 hp.



Wide array of transmission variants to suit any application.



Impressive manoeuvrability with the Powershuttle.



Creeper gear group for working speeds of just 123 m/h.

**MHR/
EHR**

Mechanical (MHR) or electronic hitch regulation (EHR).

EFH

Electronic front hitch control (EFH) with implement strain relief.



Electrohydraulic engagement of differential locks and all-wheel drive.



Tight turning circle with steering lock of up to 55°.



4-wheel brake with Optistop.



Low build height of less than 2.5 m*.



Combinations of tyres and wheels to suit every type of application.

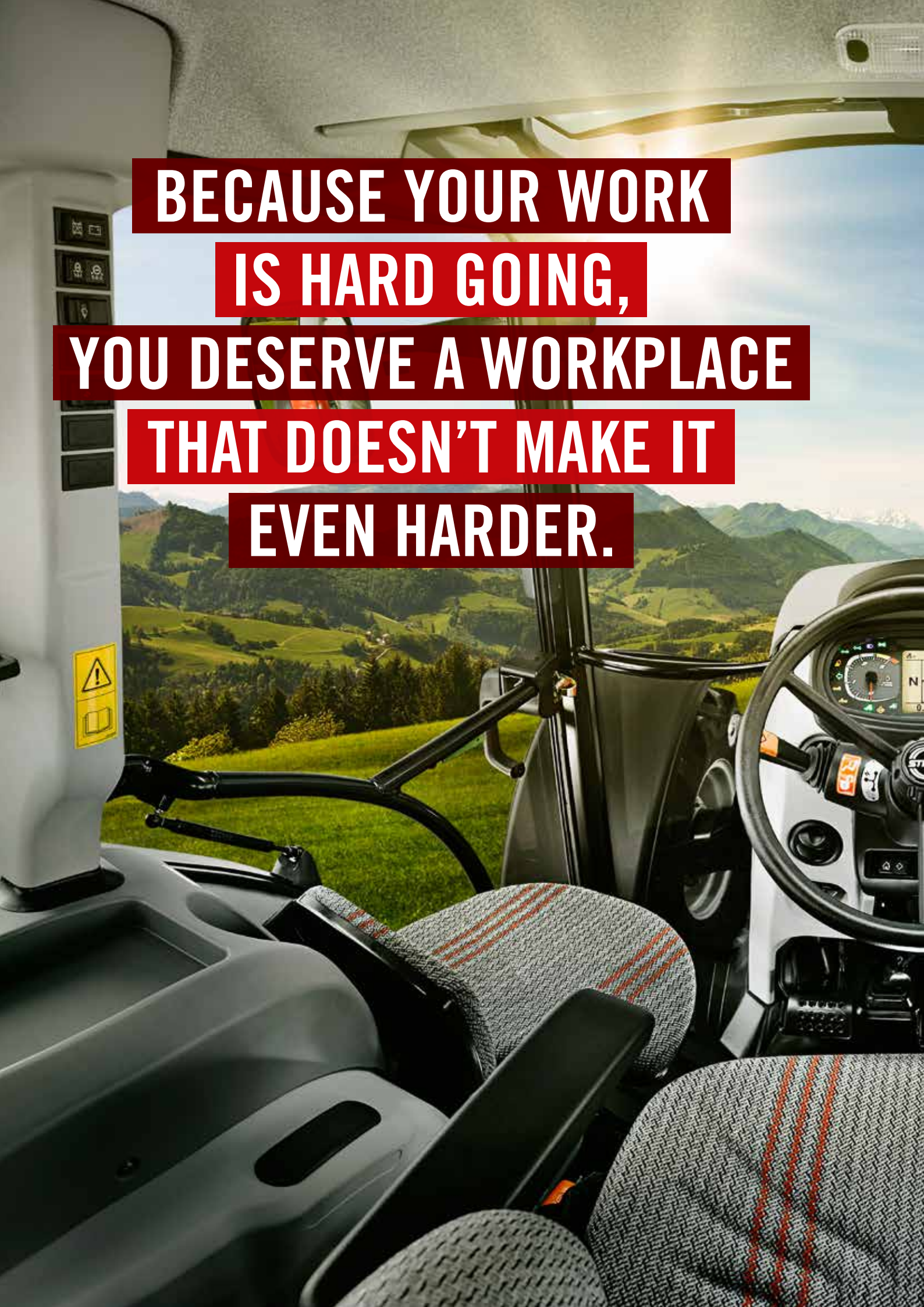
III S-TECH

S-TECH precision agricultural technology – always leading by one row.



600 hours service interval.

* depending on tyres.

A first-person perspective from the driver's seat of a tractor. The view is out the front windshield onto a vast, green mountain landscape under a bright sky. The tractor's interior is visible, including the steering wheel with a digital display, a gear shifter, and a control panel on the left with various buttons and a yellow warning sign. The seats are upholstered in a grey fabric with red and orange stripes.

**BECAUSE YOUR WORK
IS HARD GOING,
YOU DESERVE A WORKPLACE
THAT DOESN'T MAKE IT
EVEN HARDER.**



IT IS A PLEASURE TO SIT HERE.

The spacious comfort cab on the Kompakt with its flat floor is modelled on the design of its larger brethren. Readily accessible from both sides, it satisfies all requirements for an optimum workplace. The ergonomics of the control elements, comfortable seats for driver and passenger, excellent acoustic insulation and an equally good ventilation and air-conditioning system deliver perfect conditions. The tilting front, rear and side windows also provide optimum all-round visibility, as does the roof window with sun roller blind.



BIG SPACE FEELING. The flat cab floor with no transmission tunnel makes it easier to get in and out of the cab, and ensures optimum legroom. The generous dimensions of the cab and the superlative visibility deliver a feeling of spaciousness that you normally only get with the very biggest tractors on the market.

ERGONOMIC MULTICONTROLLER. The multicontroller is available for Kompakt models 4075 to 4115 in Profi equipment. For easy of use, the Multicontroller is positioned on a separate console near the driver's seat. In addition to operating the four gears, the powershift and electric clutch, the Multicontroller now also controls the Powershuttle for changing the direction of travel. The controller can also raise and lower the rear hitch. The shift key can also raise and lower the optional front hitch.

PERFECT WORKING CLIMATE. The air guidance system for heating, ventilation and air-conditioning assures a constantly agreeable cab climate. The windows are reliably prevented from misting up in any weather and ambient temperature. The superlative acoustic insulation also makes this a very pleasant place to work.

COMFORT AND SAFETY. The Kompakt offers perfect seating comfort. Even after a long working day, your back and lumbar region will only feel the strain very slightly. The high-view window in the roof has integrated solar protection, making operation of the front loader convenient and safe. When required to do so, the powerful headlight system with roof-mounted headlights can turn night into day, enabling the Kompakt to be utilised even more efficiently.





MULTICONTROLLER FUNCTIONS:

- Powershuttle for changing the travel direction/backwards also with the control option on the left of the steering column
- Raise/lower the EHR rear hitch
- Raise/lower the EFH front hitch with shift key
- Elec. clutch (Power Clutch)
- 2-stage powershift transmission

THIS HAS GOT THE LOT:

- Modern comfortable cab with flat floor
- Superlative 360° all-round visibility
- Ergonomic arrangement of control elements and instruments
- Comfortable to enter and leave the cab from both sides
- Perfect seating comfort for driver and passenger
- Air-suspended, laterally pivoting driver's seat
- Outstanding acoustic insulation and air guidance concept for an ideal working environment
- Adjustable high-view window for optimised front loader operation
- Powerful headlight system

INTELLIGENT DRIVES ARE OUR STRENGTHS:

- Maximum power at low engine speed
- Less fuel consumption
- Low vibration levels
- Minimal noise emissions
- Gentle on machinery and implements
- Low idle speed of 700 rpm
- 600 hr maintenance interval



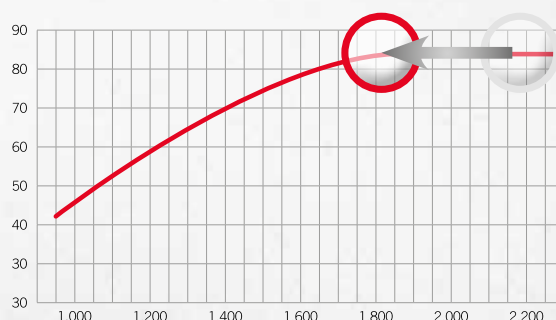
MAXIMUM PERFORMANCE, MINIMUM CONSUMPTION.



LESS IS MORE. The new FPT F5C 4-cylinder common-rail engine not only delivers its power at nominal speed, but starts doing so right from the fuel-saving level of 1,800 rpm. This not only helps to keep fuel consumption low while hard at work, but also enhances ride comfort because it keeps noise and vibration levels relatively low too.

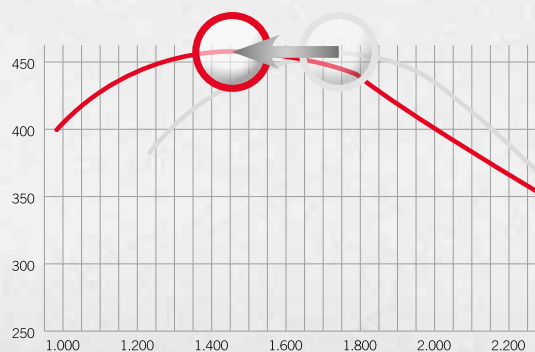
BECAUSE POWER IS NOT THE BE ALL AND END ALL. What kind of farmer would ever drive all the time at maximum engine speed? We have invested a great deal of time in aligning the torque delivery characteristics of the F5C engines to suit real-life operating conditions. The result is clear to see: a maximum of 457 Nm are available from as little as an economical 1,500 rpm.

POWER [KW]



FULL POWER RIGHT FROM 1,800 RPM. Lower speed = lower fuel consumption. The new ECOTech concept employs this principle. Thanks to a sustained development effort, full engine power can now be delivered from speeds as low as 1,800 rpm. That saves any amount of diesel.

TORQUE [NM]

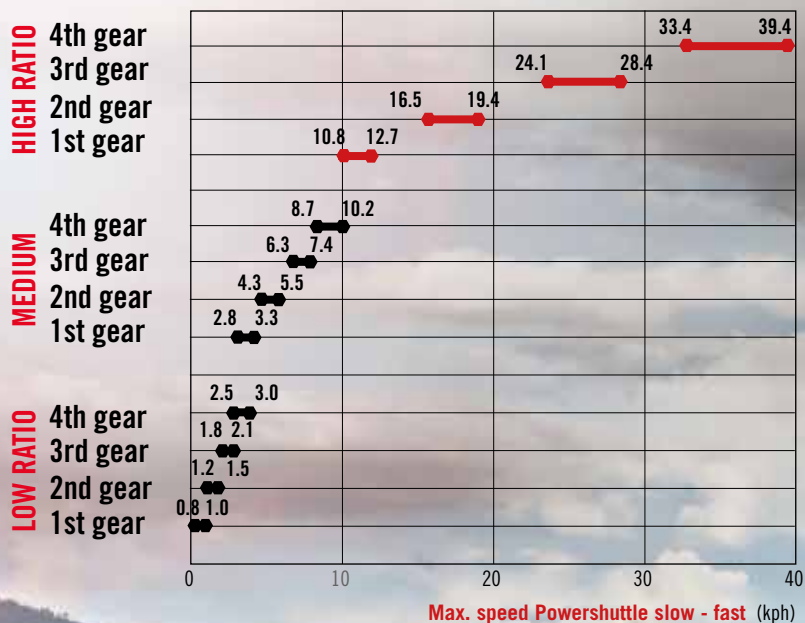


MAX. TORQUE AT 1,500 RPM. Even at low engine speeds, the new STEYR tractors do not run out of steam. Through optimisation of the torque characteristics curve to an economical 1,500 rpm, the new FPT engines deliver their maximum torque precisely where it is needed the most.

PERFECTLY MATCHED:

- 24 x 24 (40 x 40 with crawler) 2-stage powershift transmission with three-stage reaction speed of shuttle (Soft, Medium, Fast)
- 24 x 24 synchromesh transmission with mechan. splitter, with shuttle lever or Powershuttle
- 12 x 12 (20 x 20 with creeper gear) synchromesh transmissions with shuttle lever or optional Powershuttle for 30 or 40 km/h
- Transmission variants to suit every task profile
- Powershuttle for ease of manoeuvring forwards/ in reverse, without clutch actuation

24 x 24, 2-stage powershift transmission with Powershuttle, rear tyres 18.4R34





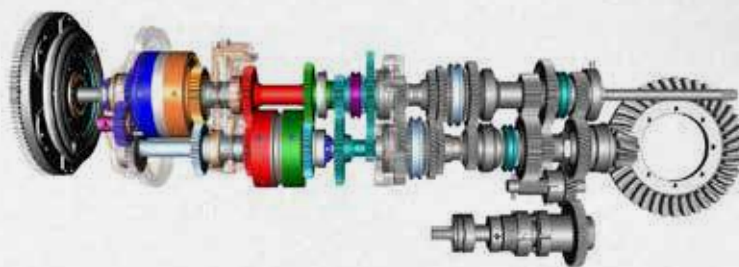
EVERYTHING RUNS PERFECTLY.

Depending on application profile and the job in hand, there is a choice of several transmission variants enabling engine torque to be delivered to the driven wheels and PTO(s) as efficiently as possible.

THE RIGHT RATIO EVERY TIME. From a simple 12 x 12 reversing transmission to a 2-stage powershift transmission (24 x 24) with Powerclutch, every transmission requirement can be covered perfectly. Thanks to Powerclutch (electronic coupling) the Kompakt models 4075 to 4115 are very easy to operate without the need to operate the clutch pedal. All transmission variants are also available with creeper gears. In addition, all of these transmissions provide optimum reliability and productivity to a standard that is unique in this class.

A PTO FOR EVERY APPLICATION. All Kompakt and Kompakt S models can be equipped with different PTO's to suit requirements, and can also be supplied with a stationary PTO. The PTO speeds harmonise perfectly with the performance characteristics of the engine. The Kompakt models 4075 and above can also be supplied with electro-hydraulic PTO engagement. The PTO on the Kompakt S is engaged with servohydraulic assistance. The standard speeds of the PTO perfectly match the speed for maximum engine power. The Economy PTO speed on the 540E is reached at an engine speed of just 1,535 rpm. This is the point at which the engine develops its highest torque at the lowest specific fuel consumption level.

SAFE ON ALL TERRAIN WITH A PARKING BRAKE. Transmissions with Powershuttle can be fitted with a parking brake. This involves the transmission being locked by a pawl unit that prevents the tractor from rolling away, no matter what the terrain.



- The creeper gear is actuated with a special lever
- Transmissions with creeper gear enable the following slowest speed at nominal engine speed:
 - 40 x 40, 204 m/h
 - 20 x 20, 130 m/h
- Speed depends on tyre type

FULL LIFT AHEAD!

The Kompakt S models have a robust mechanical hitch regulation (MHR), while the Kompakt models 4075 to 4115 have a choice between MHR and electronic hitch regulation (EHR). The rear-mounted hitch with an external auxiliary lifting cylinder offers maximum lift capacity of up to 3,700 kg. The optional second auxiliary lifting cylinder offers lifting capacity of up to 4,400 kg.

HYDRAULIC POWERFLOW. For the demanding hydraulic requirements, the 4075 Kompakt and larger models can be supplied with a 64 l/min constant-flow pump. The tandem pump supplies 36 l/min separately to the steering system. With a displacement of 48 l/min and a separate steering pump, the hydraulic pump on the Kompakt S also delivers a great deal of power. All Kompakt models can be supplied with up to three mechanical rear-mounted control units and a distributor unit, meaning that up to eight plug-in couplings can be provided at the back of the tractor. These are designed with single and double action with limit stop disengagement and a float setting. In the transaxle area, two additional mechanical control units can be installed that are ideally suited for the use of a front loader. The precise control of powerflow involves an ergonomically positioned crosswise-action control lever that enables both valves to be operated.

POWERFUL HITCH. The Kompakt models with MHR are fitted with quick lift and lower control. From the 4075 Kompakt and above, there is the option of EHR with the 2-stage powershift function.

This enables the selected lifting position to be reached quickly and easily. While the lifting position is operated with a mechanical adjusting unit with MHR, the lifting button on the rear mudguards is used with EHR. This ensures easy implement attachment. The Kompakt-S models lift up to 2,500 kg, the more powerful Kompakt models up to 4,400 kg with two auxiliary lift cylinders.



1 All Kompakt models are available with mechanical hitch regulation and an easy-to-use control lever.

2 EHR is available up to the 4115 Kompakt with 2-stage powershift

3 External buttons for the rear-mounted hydraulics and rear-mounted PTO




KOMPAKT POWER PACKAGES:

- Robust rear hitch with internal lift cylinder and up to 2 external additional lift cylinders; mechanical hitch regulation (MHR) with mechanical external operation
- Electronic hitch regulation (EHR) for 2-stage powershift transmission with external buttons on both mudguards
- Maximum lift capacity of up to 4,400 kg on the Kompakt models (4075, 4085, 4095, 4105 and 4115) and up to 2,500 kg on the Kompakt S models (4055S, 4065S)
- Displacement of up to 64 l/min with separate steering pump
- Up to 8 plug-in couplings at the back end and additional 2 midmount remote valves
- Front loader control via ergonomic crosswise-action ('shuttle') control lever in the cockpit




STANDARD FRONT HITCH The entire weight of the front mower is exerted on its sliding plates. The high pressure exerted on the ground reduces the quality of the grass and silage and does not conserve the soil effectively.

EFH - ELECTRONIC FRONT HITCH. The load sensor on the EFH control valve detects the ground pressure exerted by the front-mounted attachment and allows the operator to adjust the ground pressure from the cab. The lower ground pressure exerted by the attachment enables better mowing and helps to conserve the soil. The adjustable load on the front axle makes steering the tractor easier and improves safety when driving on slopes.



100% of the weight
of the front-mounted implement



RELIEF UNDER PRESSURE.

With the electronic front hitch (EFH) you have the best system with electronic front-mounted attachment-weight compensation. The ground pressure is kept consistently low, and can be individually controlled by the operator on request, meaning enhanced control of


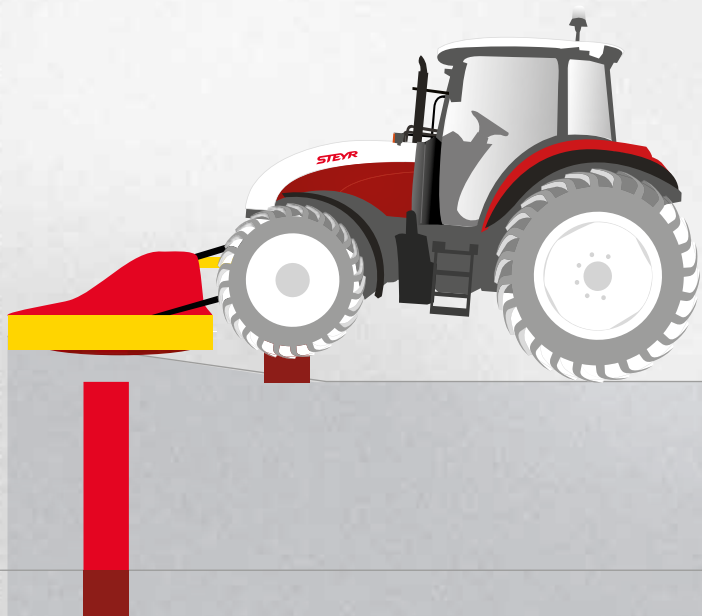
front-mounted attachments, such as mowers, front packers and many more. On steep slopes, the adjustable load on the front axle of the tractor can almost eliminate the problem known as 'drifting'.

KOMPAKT-SERIES FRONT HITCH:

- Electronic front hitch (EFH) with control of application pressure for safe mowing on steep slopes, and a better mowing result
- Body-guided front hitch and front-mounted PTO integrated in the front axle block – optional control with EFH or using mechanical rear-mounted control unit
- Axle-guided front hitch with EFH implement relief for perfect terrain-matching and adjustment
- External actuation of front hitch for raising and lowering

STANDARD FRONT HITCH On a standard front hitch, the height of the front-mounted attachment is fixed to the position of the front wheels. However, the front wheels reach uneven terrain after the attachment. The ground pressure exerted by the attachment therefore initially increases, while the pressure of the wheels is reduced. This damages the turf and may cause crops to become contaminated by earth.

EFH - ELECTRONIC FRONT HITCH. The load sensor of the EFH automatically detects changes in the ground pressure exerted by the attachment on even ground, and raises or lowers the attachments accordingly to keep the pressure constant. This results in higher grass quality, soil conservation, optimised steering control and increased comfort for the operator.





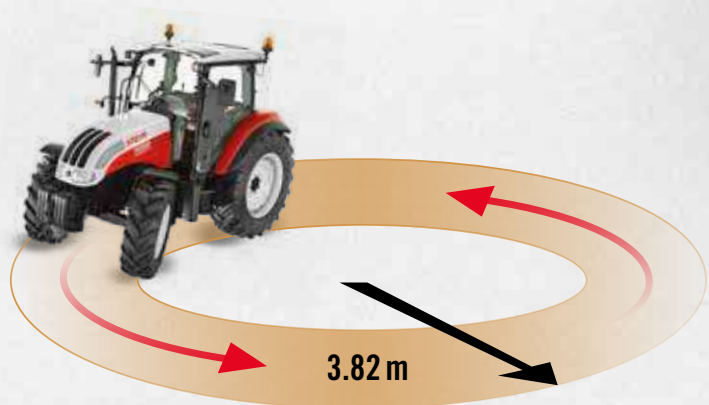


THIS ALWAYS KEEPS YOU RIGHT.

Its unrivalled manoeuvrability makes the Kompakt flexible and universally operational. With a turning radius of just 3.82 m the Kompakt S remains manoeuvrable even in very confined spaces. The Optistop system automatically engages all-wheel drive as soon as both brake pedals have been actuated. The optional disc brakes on the front axle also help to deliver safe 4-wheel braking. An electrohydraulic differential lock or limited-slip differential guarantees full traction under any conditions. The power steering with its own hydraulic pump remains easy and precise to use even when lifting heavy loads. The air brake and/or hydraulic trailer brake ensures safe trailer operation.

PACKING AN EVEN BIGGER PUNCH Thanks to the reinforced heavy-duty front and rear axle versions, the Kompakt's maximum permitted GVW is increased to 6,000 kg. Tyre size options up to 540/65/R34 or 600/60/R30 give this vehicle a large footprint which helps to reduce ground compression.

MORE MANOEUVRABLE. SAFER. MORE COMFORTABLE. With a turning radius of just 3.82 m (Kompakt S) or only 4.33 m (Kompakt) you can save a great deal of time in the farmyard, in buildings and at headlands. Even when the tractor is heavily laden, the wet disc brakes deliver plenty of braking power. The electrohydraulic actuation which engages the all-wheel drive and the differential locks is controlled at the right-hand side of the driver console.



Turning radius: 3.82 m Kompakt S, 4.33 m Kompakt



A SUMMARY OF S-TECH:

- Full-coverage RTK network
- Supports straight-line driving as well as contours
- High-quality AG 15 GPS receiver
- Output option of vehicle speed signals for attachments
- Fast conversion to different vehicles
- Surface area and data recording via USB
- Precise beam of light to display track using 15 bright LEDs

///S-TECH

SUPPORT CENTER

0800 080 056

NEVER DEVIATING FROM YOUR TRUE COURSE: STEYR S-TECH.

STEERS AUTOMATICALLY. The EZ-Pilot™ system turns the steering wheel with integrated electric motor. The system takes charge of all of the steering work and offers great precision at a reasonable price. The motor integrated in the steering column permits unrestricted access to all instruments and does not obstruct legroom at all. When the power steering system is turned off, it is still possible to steer manually without any restriction.

DRIVES LIKE IT'S ON RAILS. The Autopilot™ automatic steering system enables the vehicle to be steered on any kind of field without driver intervention. The Autopilot™ system steers the vehicle automatically and extremely precisely at speeds of up to 40 km/h.

SPECIFICALLY FOR SPECIALISTS. The passive AGGPS TRUEGUIDE™ steering system keeps the implement absolutely on track at all times through automatic adjustment of the tractor course. The active AGGPS TRUETRACKER™ steering system keeps your implement and your tractor on the same plotted course.



EZ-Pilot™ with FM-750™ monitor

STEYR not only offers top-quality products. It also provides appropriate product training sessions. These may be on the field, in the farmyard or on the dealership premises - no matter where, you learn directly on the unit how to obtain optimum efficiency, economy and comfort from your machinery. S-TECH specialists who are completely familiar with the products and with agricultural engineering are at your service in the S-TECH Support Centre on telephone number 0800 080056 to give you advice and practical tips.

MAKE IT EASY FOR YOURSELF: MAINTENANCE WORK.



Comfortable tank filling.



Effortless inspection of vee belt.



Checking of oil level and topping up without lifting the bonnet



Continuous cleaning via a Piclon filter ensures that the filter only needs to be maintained when the corresponding warning lamp lights up.



One-section bonnet on gas struts can be raised, even when a front-mounted implement is attached.



Fast and simple cleaning of the radiator and air-conditioning system.



TECHNICAL DATA.

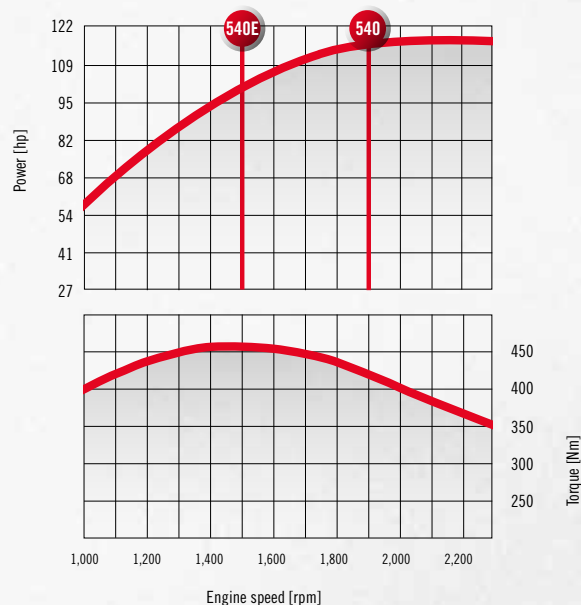
ENGINE POWER STEYR 4115 KOMPAKT

Max. power at 1,800 rpm = 84 kW (114 hp)

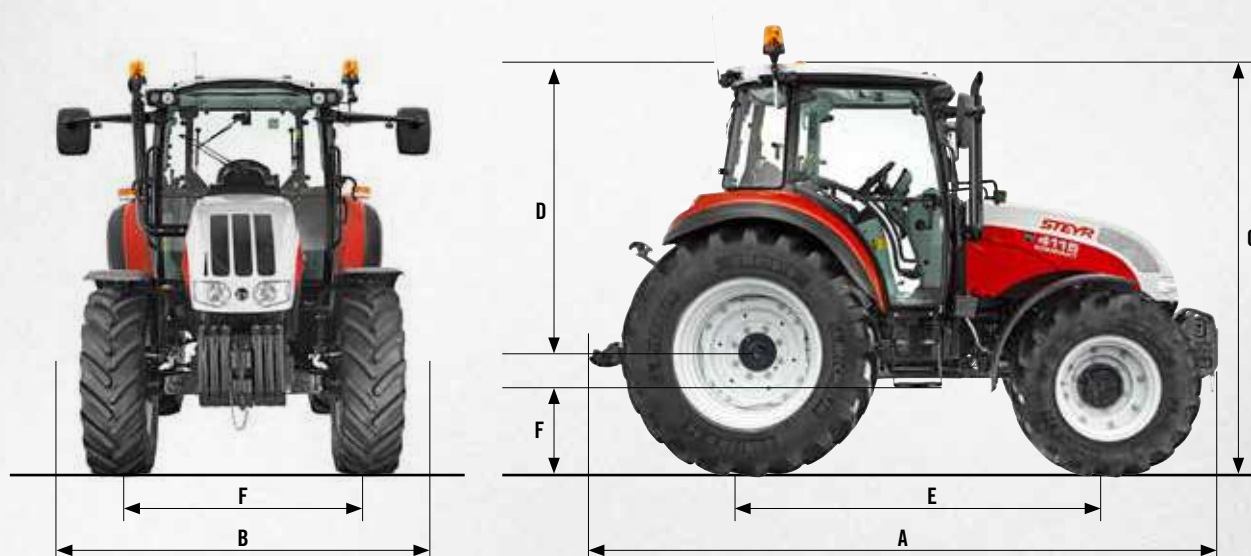
Rated engine power at 2,300 rpm = 84 kW (114 hp)

Max. torque at 1,500 rpm = 457 Nm


Compact ecotech engines with
FULL-BODIED TORQUE CURVE
OF 32%.



STEYR KOMPAKT S AND KOMPAKT DIMENSIONS, MODEL-SPECIFIC



DIMENSIONS	4055 KOMPAKT S	4065 KOMPAKT S	4075 KOMPAKT	4085 KOMPAKT	4095 KOMPAKT	4105 KOMPAKT	4115 KOMPAKT
A: Total length incl. front-mounted weights and horizontal rear-mounted lifting arms [mm]	4,031	4,031	4,241	4,241	4,241	4,241	4,241
B: External width on the mudguards [mm]	1,922	1,922	1,923	1,923	1,923	1,923	1,923
C: Total height min.-max. [mm]	2,420-2,495	2,420-2,495	2,494-2,594	2,494-2,594	2,494-2,594	2,494-2,594	2,494-2,594
D: Height from centre of rear axle to top edge of cab [mm]	1,784	1,784	1,819	1,819	1,819	1,819	1,819
E: Wheelbase [mm]	2,132	2,132	2,235	2,235	2,235	2,235	2,235
F: Front track width min.-max. [mm]	1,545-1,945	1,545-1,945	1,444-1,948	1,440-1,948	1,440-1,948	1,440-1,948	1,440-1,948
Rear track width min.-max. [mm]	1,327-1,930	1,327-1,930	1,429-1,937	1,411-1,937	1,411-1,937	1,411-1,937	1,411-1,937

MODEL	TRANSMISSION				
	Synchronmesh transmission with 4 gears in 3 groups 12 forward and 12 reverse gears 40 km/h		2-stage powershift transmission with 4 gears in 3 groups 24 forwards and 24 reverse gears 40 km/h		Synchronmesh transmission with mecha with 4 gears in 3 groups 24 and 24 reverse gears 40
	Creeper transmission with 20 forwards and 20 reverse gears		Creeper transmission with 40 forwards and 40 reverse gears		
	with shuttle shift		with Powershuttle	with electrohydraulic Powershuttle	with shuttle shift
4055 KOMPAKT S	■	□	-	-	-
	□	□	-		
4065 KOMPAKT S	■	□	-	-	-
	□	□	-		
4075 KOMPAKT	■	□	□	□	□
	□	□	□		
4085 KOMPAKT	■	□	□	□	□
	□	□	□		
4095 KOMPAKT	■	□	□	□	□
	□	□	□		
4105 KOMPAKT	■	□	□	□	□
	□	□	□		
4115 KOMPAKT	■	□	□	□	□
	-	□	□		

MODEL	HYDRAULICS						ALL-WHEEL DRIVE AND STEERING
	MHR Mechanical hitch control	EHR Electronic hitch control	Max. displacement of tandem pump hydraulics/steering [l/min]	Max. lifting force / continuous lifting force acc. to OECD at 610 mm [kg]	Max. number of auxiliary control units rear mounted centrally mounted	Front hitch* maximum lifting capacity [kg]	Electro-hydraulic all-wheel drive engagement
4055 KOMPAKT S	■	-	48/36	2,500/2,100	3/2	-	■
4065 KOMPAKT S	■	-	48/36	2,500/2,100	3/2	-	■
4075 KOMPAKT	□	■	64/36	4,400/3,350	3/2	1,670	■
4085 KOMPAKT	□	■	64/36	4,400/3,350	3/2	1,670	■
4095 KOMPAKT	□	■	64/36	4,400/3,350	3/2	1,670	■
4105 KOMPAKT	□	■	64/36	4,400/3,350	3/2	1,670	■
4115 KOMPAKT	□	■	64/36	4,400/3,350	3/2	1,670	■

* Depending on country-specific regulations and specifications

■ Standard □ optional - Not available

1) ECE R120 complies with ISO 14396 and 97/68/EC, 2) Other tyres available as Special Equipment on request (i.e. as cost options)

		ENGINE						POWER TAKE-OFF				
n. split transmission forwards km/h	with Multicontroller	Rated engine power ECE R120 ¹⁾ [kW/hp]	Common Rail turbodiesel with intercooler / stage IIIB					PTO speed @ engine [rpm]			Stationary PTO	Front-mounted PTO *) [rpm] 1,000 @ 1,920 engine speed
			Rated engine speed [rpm]	Max. torque ECE R120 ¹⁾ [Nm @ rpm]	OECD torque increase [%]	Number of cylinders / capacity [cm ³]	Fuel tank capacity (litres)	540/540E	540/1,000	540E/1,000		
	-	43/58	2,300	244 @ 1500	37	4/3,400	90	1,958/1,592	-	-	□	-
	-	48/65	2,300	275 @ 1500	38	4/3,400	90	1,958/1,592	-	-	□	-
	□	55/75	2,300	309 @ 1500	36	4/3,400	115	1,876/1,535	1,876/2,125	1,535/2,125	□	□
	□	63/86	2,300	351 @ 1500	34	4/3,400	115	1,876/1,535	1,876/2,125	1,535/2,125	□	□
	□	73/99	2,300	407 @ 1500	34	4/3,400	115	1,876/1,535	1,876/2,125	1,535/2,125	□	□
	□	79/107	2,300	444 @ 1500	35	4/3,400	115	1,876/1,535	1,876/2,125	1,535/2,125	□	□
	□	84/114	2,300	457 @ 1500	32	4/3,400	115	1,876/1,535	1,876/2,125	1,535/2,125	□	□

DRIVE / NG		TYRES ²⁾	WEIGHTS* WITH CAB AND ALL-WHEEL DRIVE	CAB
Steering lock [°]		Standard tyres*	Unladen weight [kg]	<p>Spacious cab with individually adjustable driver's seat with lumbar support, minimum vibration, max. noise level 75 dB(A), heating and air-conditioning systems, wide windscreen and good all-round visibility exhaust pipe up beside the A-pillar, tapered bonnet, roof viewing window, powerful headlight package, ergonomically configured controls, tractor monitor.</p>
Min. turning radius [m]		Front	permitted gross vehicle weight [kg]	
		Rear		
55°		14.9R20	2,280	
3.82		16.9R30	4,500	
55°		14.9R20	2,280	
3.82		16.9R30	4,500	
55°		14.9R20	3,600	
4.33		16.9R30	6,000	
55°		14.9R20	3,600	
4.33		16.9R30	6,000	
55°		13.6R24	3,600	
4.33		16.9R30	6,000	
55°		14.9R20	3,600	
4.33		16.9R30	6,000	
55°		14.9R20	3,600	
4.33		16.9R30	6,000	

**BECAUSE YOU WORK
HARD FOR YOUR MONEY,
YOU DESERVE A TRACTOR
THAT WORKS HARD
FOR ITS MONEY TOO.**





STEYR
TRAKTOREN

Your partner to rely on.



STEYR-traktoren.com
facebook.com/STEYRTraktoren

You drive better when you are safe. Before using this vehicle, please read the Operating Manual and become familiar with the use of each of the controls. Note the contents of the instruction panels and use the safety equipment for your own personal safety. This brochure is intended for use internationally. The availability of a few models and of standard and special equipment items may vary from one country to another. STEYR reserves the right at any time and without prior announcement to make changes to the design and technical version without this in any way obliging STEYR to transfer these to units already sold.

Details, descriptions and pictorial material reflect the current status at the date of publication, but can be amended without prior announcement and at any time. Pictorial materials may show certain national versions, items of special equipment as well as non-complete standard versions.

TP01 / SM / 11.14 / Printed in Italy – Cod. n. 15S0019COMINB – www.STEYR-traktoren.com

